

WISHLIST Hospital Arm Slings

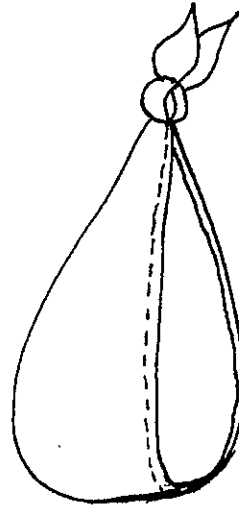
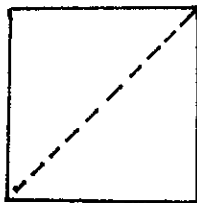
Requirements:

1m of Fabric + Matching Thread

***Makes 2 slings

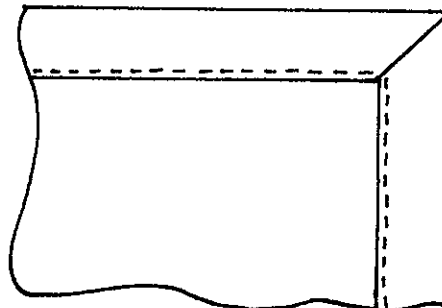
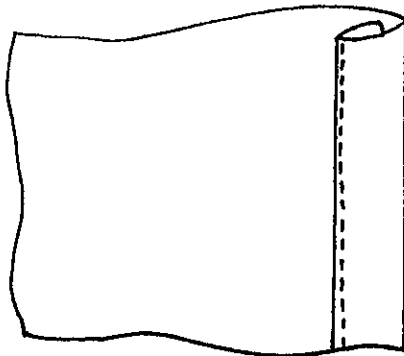
1.) Cut out square of fabric 1m x 1m

2.) Cut square in half diagonally.

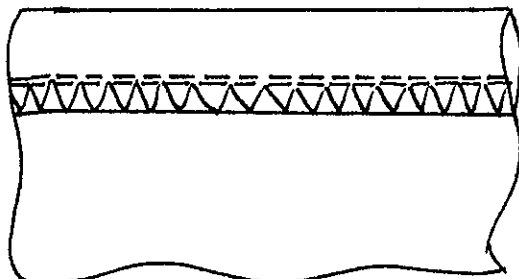


3.) Choose finish you would like: A - turned under and topstitched, B - Overlocked and topstitched, C - Overlocked.

A.) Turn under 5mm and press. Turn under a second fold 10mm and press. Stitch as close as you can without running off to the first fold. At corners turn under a triangle for mitred corners.



B.) Overlock around edges. Turn under 10mm, press. Stitch through overlocked edge.



C.) Overlock around edges. Thread end of overlocking back through stitches so it doesn't unravel. (These need to be secure as they go through a harsh wash)